



FONDO NACIONAL DEL ARROZ

EJECUCIÓN PRESUPUESTO DE GASTOS

CÓDIGO FR-0115-CF-PR-0057

Página

1

de

1


PERIODO: 01/01/22 A 31/12/2022

NOMBRE DE LA CUENTA	INVESTIGACIÓN Y TRANSFERENCIA		INVERSIÓN		TOTAL INVERSIÓN		CONTRIBUCIÓN		TOTAL	
	APROP	EJEC	APROP	EJEC	APROP	EJEC	APROP	EJEC	APROP	EJEC
SERVICIOS PERSONALES	7,032,834.73	6,536,454,694.00	1,597,230.740	1,591,890,822.00	1,597,230.740	1,591,890,822.00	8,330,065,483.38	8,128,135,616.00	1,318,179,908.64	9,948,885,522.00
Sueldo Personal Nomina	4,369,679.992	4,045,544,832.00	1,017,441,152.00	1,016,946,487.00	1,017,441,152.00	1,016,946,487.00	5,397,537,094.00	5,005,539,099.00	729,596,325.00	6,127,411,409.00
Vacaciones	262,572,872.00	282,522,872.00	59,803,133.00	59,803,133.00	59,803,133.00	59,803,133.00	321,370,095.00	321,370,095.00	44,700,057.00	366,130,056.00
Aviso de Tránsito	68,897,136.00	62,136,320.00	0.00	0.00	68,897,136.00	62,136,320.00	68,897,136.00	62,136,320.00	49,939,000.00	906,130.00
Prima de Servicios	364,033,422.00	364,227,378.00	89,833,000.00	89,833,000.00	89,833,000.00	89,833,000.00	453,987,178.00	453,987,178.00	5,965,000.00	5,965,000.00
Honorarios	0.00	0.00	0.00	0.00	0.00	0.00	0.00	0.00	9,740,000.00	9,740,000.00
Beneficio Social	0.00	0.00	0.00	0.00	0.00	0.00	0.00	0.00	17,541,145.00	17,541,145.00
Remuneración Servicios Técnicos	78,000,000.00	78,000,000.00	0.00	0.00	78,000,000.00	78,000,000.00	89,666,499.00	89,666,499.00	21,338,895.00	33,005,394.00
Indemnizaciones	0.00	0.00	0.00	0.00	0.00	0.00	0.00	0.00	34,802,833.80	34,802,833.80
Cuentas de Ahorro	397,079,394.00	386,839,216.00	0.00	0.00	397,079,394.00	386,839,216.00	78,000,000.00	78,000,000.00	0.00	78,000,000.00
Indemnizaciones	47,314,783.00	3,965,590,36.00	69,333,000.00	69,333,000.00	47,314,783.00	3,965,590,36.00	66,108,729.00	64,049,278.00	2,117,450.00	553,076,662.00
Aportes A Seguridad Soc.	697,430,560.00	627,590,245.00	10,773,960.00	10,773,960.00	697,430,560.00	627,590,245.00	7,991,862.04	7,572,510.00	319,372.04	6,696,628.00
Cajas de Compensación	185,568,480.00	170,966,400.00	233,523,855.00	233,523,855.00	1,651,111,100.00	69,840,335.00	173,886,340.20	173,886,340.00	1,404,837,715.20	1,404,837,715.20
Aportes CERF	139,179,390.00	121,236,700.00	43,119,840.00	43,119,840.00	2,000,840.00	2,000,840.00	31,415,040.00	30,509,040.00	906,000.00	906,000.00
Aportes SERVA	92,784,240.00	85,511,500.00	22,339,889.00	22,339,889.00	1,498,480.00	1,498,480.00	17,507,520.00	17,507,520.00	195,077,520.00	195,077,520.00
GASTOS GENERALES	2,237,814,447.00	471,084,220.37	622,295,080.00	512,661,988.00	3,411,183,472.37	2,830,478,033.00	560,707,312.37	4,192,568,235.10	3,974,393,305.55	218,264,929.55
Compra de Inmuebles	77,805,413.00	67,157,138.00	0.00	0.00	77,805,413.00	67,157,138.00	13,095,402.46	13,095,402.46	33,017,750.00	2,286,242.00
Compra Equipo de Oficina	473,553,832.00	94,342,768.00	20,000,000.00	17,662,873.00	67,906,413.46	64,840,011.00	79,011,066.21	79,011,066.21	0.00	12,000,000.00
Comp. Mat. Utiles OT	78,000,000.00	60,595,014.00	36,144,002.00	21,047,276.00	114,144,002.00	81,642,280.00	32,501,712.00	34,000,000.00	13,924,710.00	20,075,290.00
Capacitación	0.00	0.00	1,855,989.00	1,511,300.00	1,855,989.00	1,511,300.00	344,898.00	344,898.00	93,244,600.00	10,244,726.00
Mantenimiento	0.00	0.00	0.00	0.00	0.00	0.00	0.00	0.00	210,442,825.60	176,288,122.00
Servicios Públicos	0.00	0.00	0.00	0.00	0.00	0.00	0.00	0.00	97,863,404.00	13,169,046.68
Alquileres/rentas	0.00	0.00	0.00	0.00	0.00	0.00	0.00	0.00	111,032,459.88	13,169,046.68
Asesor y Consultor	139,770,282.00	137,948,448.00	0.00	0.00	139,770,282.00	137,948,448.00	158,528,602.24	155,144,214.00	3,794,588.24	138,928,602.24
Viajes	770,000,000.00	558,514,882.00	233,000,000.00	178,224,804.00	1,003,000,000.00	734,179,098.00	289,280,314.00	96,673,469.00	63,573,270.00	33,100,186.60
Materiales y Gastos de Viaje	0.00	0.00	0.00	0.00	0.00	0.00	0.00	0.00	2,500,000.00	2,500,000.00
Impresos y Publicaciones	1,548,888,760.00	1,401,255,801.00	331,285,000.00	294,215,733.00	1,881,153,841.00	1,665,471,534.00	140,150,200.00	112,287,151.00	27,903,089.00	2,021,344,690.00
Comunicación y Transporte	0.00	0.00	0.00	0.00	0.00	0.00	0.00	0.00	128,426,491.00	2,400,043.00
Seguros	0.00	0.00	0.00	0.00	0.00	0.00	0.00	0.00	407,632,688.05	6,767,310.35
Comedores y Gastos Banc.	0.00	0.00	0.00	0.00	0.00	0.00	0.00	0.00	0.00	0.00
Gastos Imprevistos	0.00	0.00	0.00	0.00	0.00	0.00	0.00	0.00	28,382,500.00	3,274,103.20
Impuestos	0.00	0.00	0.00	0.00	0.00	0.00	0.00	0.00	32,669,603.20	0.00
Otros por concepto	0.00	0.00	0.00	0.00	0.00	0.00	0.00	0.00	20,233,151.00	0.00
Auxiliaria e Certificación Norma ISO	0.00	0.00	0.00	0.00	0.00	0.00	0.00	0.00	8,483,828.00	11,748,225.00
Cuenta Audite, Controlaria	0.00	0.00	0.00	0.00	0.00	0.00	0.00	0.00	50,000,000.00	39,674,220.00
Auditoria Ciudad de Esmeraldas	0.00	0.00	0.00	0.00	0.00	0.00	0.00	0.00	2,471,988,508.90	2,471,988,508.90
PROGRAMAS Y PROYECTOS	3,603,908,487.00	3,368,391,429.80	412,000,000.00	235,512,692.00	3,915,908,487.00	3,603,904,121.80	252,000,366.20	1,318,179,908.64	9,948,885,522.00	5,217,814,716.80
INVEST/TRANSF-TECN.	3,603,908,487.00	3,368,391,429.80	412,000,000.00	235,512,692.00	3,915,908,487.00	3,603,904,121.80	252,000,366.20	1,318,179,908.64	9,948,885,522.00	5,217,814,716.80
Investigación Técnica	1,419,227,265.00	1,371,215,462.20	0.00	0.00	1,419,227,265.00	1,371,215,462.20	48,011,792.80	48,011,792.80	3,503,908,487.00	3,368,391,429.80
Inv en Cambio Climático y Finanzas	705,709,878.00	689,590,522.00	0.00	0.00	705,709,878.00	689,590,522.00	36,119,356.00	36,119,356.00	1,371,215,462.20	1,371,215,462.20
Secretaría Técnica Nacional	400,000,000.00	398,272,436.00	0.00	0.00	400,000,000.00	398,272,436.00	0.00	0.00	0.00	0.00
Feria Tecnológica	201,551,231.00	181,958,020.80	0.00	0.00	201,551,231.00	181,958,020.80	13,575,210.40	13,575,210.40	167,066,020.00	13,575,210.40
Transferencia de Tecnología	112,790,123.00	109,549,999.00	0.00	0.00	112,790,123.00	109,549,999.00	3,240,130.00	3,240,130.00	249,600,000.00	249,600,000.00
Resúmenes Científicos Investing	229,600,000.00	228,733,031.00	0.00	0.00	229,600,000.00	228,733,031.00	19,866,969.00	19,866,969.00	442,073,995.00	442,073,995.00
Adaptación Masiva de Te AMATEC	415,050,000.00	402,073,995.00	0.00	0.00	415,050,000.00	402,073,995.00	13,475,890.00	13,475,890.00	295,512,992.00	295,512,992.00
Divulgación y Difusión	415,050,000.00	402,073,995.00	0.00	0.00	415,050,000.00	402,073,995.00	13,475,890.00	13,475,890.00	28,524,120.00	28,524,120.00
INVEST. ECONOMICAS	0.00	0.00	0.00	0.00	0.00	0.00	0.00	0.00	0.00	0.00
Estudios Económicos	0.00	0.00	0.00	0.00	0.00	0.00	0.00	0.00	0.00	0.00
Cent. Ases. Prod. y Rend. Anuz	0.00	0.00	0.00	0.00	0.00	0.00	0.00	0.00	0.00	0.00
INCENT. A PRODUCT. ASIST. TEC	0.00	0.00	0.00	0.00	0.00	0.00	0.00	0.00	0.00	0.00
Asistencia Técnica	0.00	0.00	0.00	0.00	0.00	0.00	0.00	0.00	0.00	0.00
COMERCIALIZACION	0.00	0.00	0.00	0.00	0.00	0.00	0.00	0.00	0.00	0.00
Incentivo al Almacenamiento	0.00	0.00	0.00	0.00	0.00	0.00	0.00	0.00	0.00	0.00
TOTAL INVERSIÓN: EJE INVI.	13,325,654,488.00	12,221,460,170.80	1,303,161,328.00	743,512,692.00	14,628,815,816.00	13,964,972,813.80	1,318,179,908.64	9,948,885,522.00	13,325,654,488.00	12,221,460,170.80
RECURSOS PARA FUTUROS PROYECTOS DE INVERSIÓN	0.00	0.00	0.00	0.00	0.00	0.00	0.00	0.00	0.00	0.00
TOTAL INVERSIÓN	13,325,654,488.00	12,221,460,170.80	1,303,161,328.00	743,512,692.00	14,628,815,816.00	13,964,972,813.80	1,318,179,908.64	9,948,885,522.00	13,325,654,488.00	12,221,460,170.80

KARLE HERNANDEZ LOZANO
Gerente General

JOSE MARCELO RAMIREZ
Gerente General

MARLEN PENUELA ALDANA
Contratada

	EJECUCIÓN PRESUPUESTO DE INGRESOS	CÓDIGO FR-0114-CF-PR-0057			
		Página	1	de	1

VIGENCIA:


2022
01/01/2022 al 31/12/2022


CONCEPTO	APROPIACIÓN AÑO	EJECUCION ACUMULADA	SALDO POR EJECUTAR INGRESOS	PORCENTAJE EJECUTADO
INGRESOS OPERACIONALES APROPIACION PRESUPUESTAL				
INGRESOS OPERACIONALES	30,884,831,009.44	30,882,455,476.95	2,375,532.49	99.99
Cuota de Fomento Arroceros	24,719,885,089.00	24,719,885,089.00	0.00	100.00
Intereses de Mora	38,000,000.00	35,624,467.51	2,375,532.49	93.75
Superávit Vigencias Anteriores	6,126,945,920.44	6,126,945,920.44	0.00	100.00
TOTAL OTROS INGRESOS	1,371,000,000.00	1,386,155,638.20	-15,155,638.20	101.11
Ingresos Financieros	665,000,000.00	664,550,567.53	449,432.47	99.93
Rendimientos Financieros	665,000,000.00	664,550,567.53	449,432.47	99.93
Ing Extraordinarios	706,000,000.00	721,605,070.67	-15,605,070.67	102.21
Publicidad, Ventas, Libros y Otros	361,000,000.00	362,514,432.64	-1,514,432.64	100.42
Ingresos Pruebas, Ensayos y varios	345,000,000.00	359,090,638.03	-14,090,638.03	104.08
TOTAL PTO INGRESOS	32,255,831,009.44	32,268,611,115.15	-12,780,105.71	100.04

Ed. 4

09/10/2020


RAFAEL HERNANDEZ LOZANO
 Gerente General


JOSE MARIO PARADA RAMIREZ
 Auditor Interno
 Matrícula No 77.629 -T


MARLEN PEÑUELA ALDANA
 Contadora
 Matrícula No. 22543-T